

LARBERT & STENHOUSEMUIR

# FOUNDRY FORTUNE

HERITAGE TRAIL





# FIND YOUR FORTUNE

Hello and welcome to Foundry Fortune by community artists NADFLY. We have created six unique waymarkers for you to discover across Larbert & Stenhousemuir. Join us on a journey through the process of how these pieces were created and learn a little more about the history and heritage of your area through this book.

Foundry Fortune is a unique community engagement project that celebrates heritage and encourages exploration. The work is greatly inspired by our industrial heritage and the many iron foundries that used to dominate the landscape across the local area. Our intention is to encourage you to get out and about on foot and by bike to explore the wonderful parks and pathways and discover the heritage hidden across Larbert & Stenhousemuir.

The six Foundry Fortune waymarker sculptures create an informal trail around Larbert Old Parish Church, the Lade, Carron Dams Local Nature Reserve and the old Carron Company office clock tower on Stenhouse Road.

Each waymarker is inspired by the creative process involved in making and manufacturing and draws from the area's industrial past.

We hope you enjoy this candid look at the process and inspiration behind Foundry Fortune.

Caspar & Nicola  
NADFLY

NAD  
FLY



**Falkirk Council**



HISTORIC ENVIRONMENT SCOTLAND | ÀRAINNEACHD EACHDRAIDHEIL ALBA



**Smarter Choices,  
Smarter Places**



**Great Place**  
Celebrate Your Heritage





# OUR LOCAL HISTORY

The areas of Larbert & Stenhousemuir were mostly engaged in agriculture until the arrival of the Carron ironworks in 1759. The Carron Company drove the industrial revolution in Scotland. You only have to take a look at the graveyard at Larbert Old Parish Church to get a sense of the area's significance. This is where many of our leading 18th and 19th Century industrialists are buried, along with adventurer James Bruce – the 'Abyssinian Traveller' who discovered the source of the Blue Nile.

The Carron Company was founded in 1759 by three men – chemist Dr John Roebuck, merchant Samuel Garbett, and William Cadell, a wealthy Scottish ship owner. It produced a huge range of products that were transported across the world. Products included artillery and ordnance for the army, domestic products like pots, pans and cooking appliances, post boxes, telephone boxes and manhole covers.

Carron Company closed in 1982, but its legacy lives on. The lade that brought

water from the River Carron to feed a small reservoir beside the Carron Works is now a popular place to walk and cycle, and Nature is reclaiming the reservoir area and now forms part of the Carron Dams Local Nature Reserve.

The area is not just famous for its foundries. The famous cattle trysts were held in Stenhousemuir from 1782 until the arrival of the railways in the 1840's. If you have a sweet tooth you will be interested to learn that McCowan's Highland Toffee was created in Stenhousemuir. Mrs McCowan started selling home-made toffee from the window of her house in Stenhousemuir. It was so successful the family went into full time sweetie production, opening their toffee factory on Tryst Road and giving the world McCowan's Highland Toffee!

# CREATING THE WAYMARKERS

At NADFLY we knew we wanted to create each design with the idea of a coin as the central motif - the 'fortune' of Foundry Fortune.


Materials are especially important when creating something that is to last well into the coming decades whilst exposed to the elements and the great outdoors. Stainless steel was a clear choice as a high-grade metal that will maintain an excellent finish. We decided to pair this with the rough and organic feel of a natural boulder.

The research and making process has taken us from a two hundred year old iron foundry in Bo'ness, to a stonemasons in West Calder, via a machinist in Arbroath and a cosy metal polishing workshop tucked behind a residential street in Edinburgh. This special process has enabled us to create the highest quality artwork that will stand in the landscape for generations. Each waymarker sculpture is a unique design. We hope you will enjoy these new local landmarks.

















MAKING  
the process of creation


*Location: Crownest Park / Lido*


INSIGHT  
experience and opportunity

*Location: Arthur's Drive*

INSPIRATION  
the spark that lights the fire

*Location: Holly Avenue /  
Recreation Ground*





PARTNERSHIP

bring the right people together

*Location: South View / Mill Lade*



FINESSE

prepare for the world stage

*Location: McLachlan Street /  
Russell Park*



MANIFEST

from the mind made real

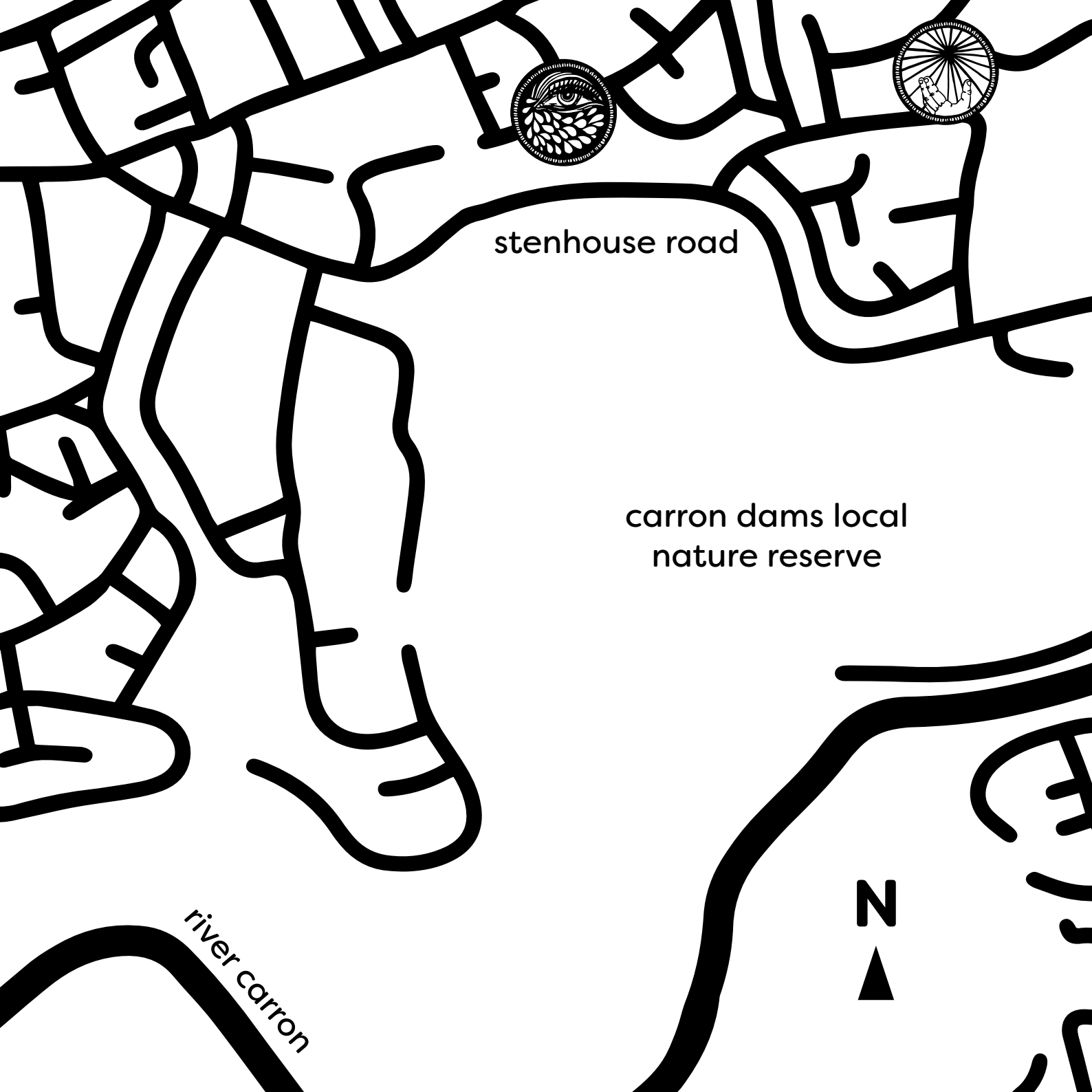
*Location: Falkirk Road /  
Railway Bridge*



main street

the lido





stenhouse road

carron dams local  
nature reserve

river carron





FOUNDRY  
FORTUNE

RIVER CARRON

N  
▲

STEINHOUSE RD

RIVER CENTRE





INSIGHT  
experience and opportunity  
*Location: Arthur's Drive*



MAKING

the process of creation

*Location: Crownest Park / Lido*





MANIFEST  
from the mind made real  
*Location: Falkirk Road / Railway Bridge*





**PARTNERSHIP**

bring the right people together

*Location: South View / Mill Lade*





INSPIRATION  
the spark that lights the fire  
*Location: Holly Ave. / Recreation Ground*

# COINMAKER WORKSHOPS

As part of learning more about historical manufacturing processes NADFLY delivered Coinmaking Workshops at Larbert Library. Fifty people came along to the workshops and designed and created their own bronze coins. Using a historic lost wax casting technique, each participant moulded, shaped and designed a coin from their imagination into wax. This was then sent to a bronze caster and returned for the second stage workshops of filing, sanding and polishing to complete their beautiful coin.

The casting process is very accurate. Details as fine as a fingerprint from where the wax has been handled can be produced in the finished bronze coin. The wax pieces are encased in a plaster mould and molten bronze is funneled into it. The wax evaporates from the heat, and once cooled you can break the plaster and the coin is revealed. Traditionally you would then use the finished metal piece to create a master mould from which you can make hundreds or even thousands of further

copies, but for the workshops each piece was an individual one-off.

At the second stage workshop, each participant was given a selection of tools to finish their coin. These included a small vice workbench, a metal file, two grades of sandpaper and bronze polish. The final pieces manifest into something special and unique to keep forever. The workshops gave folk a chance to come together, get involved in the project, chat about the area, and learn a little about our shared heritage and links to making and manufacturing.















FINESSE

FOUNDRY FORTUNE